MALE (P1) CONNECTOR	FEMALE (J0) CONNECTOR	FEMALE (J1–J4) CONNECTORS
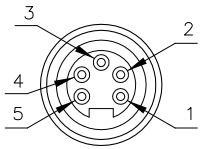	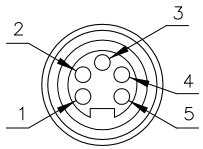	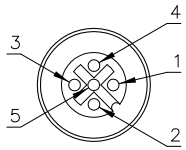
1 = (SHIELD) 2 = (+ VOLTAGE) 3 = (– VOLTAGE) 4 = (CAN_H) 5 = (CAN_L)	1 = (SHIELD) 2 = (+ VOLTAGE) 3 = (– VOLTAGE) 4 = (CAN_H) 5 = (CAN_L)	1 = (SHIELD) 2 = (+ VOLTAGE) 3 = (– VOLTAGE) 4 = (CAN_H) 5 = (CAN_L)
mini fast. DeviceNet™	mini fast. DeviceNet™	euro fast. DeviceNet™

SPECIFICATIONS	
HOUSING MATERIAL/COLOR	TPU/BLACK
RECEPTACLE HOUSING/PLATING	BRASS/NICKEL
CONTACT CARRIERS	TPU (P1,P0), NYLON (J1–J4)
CONTACT MATERIAL/PLATING	BRASS/GOLD
OPERATING VOLTAGE	300V
OPERATING CURRENT	4.0 A PER CONNECTOR
PROTECTION CLASS	NEMA 1,3,4,6,13 AND IEC IP67
OPERATING TEMPERATURE	–30°C to 80°C (–22°F to 176°F)

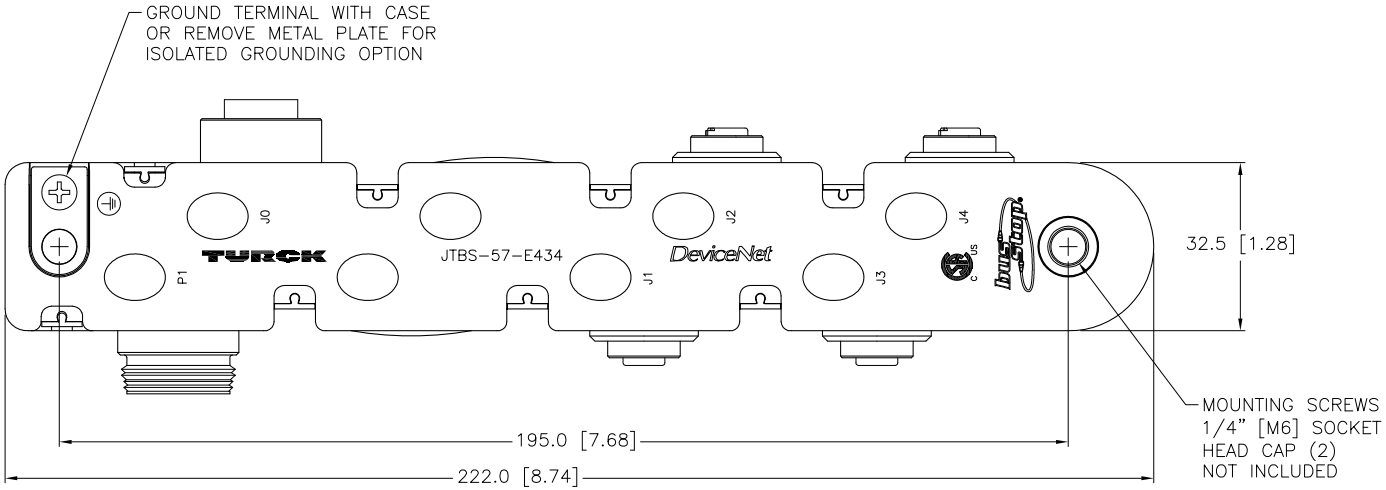

WIRING DIAGRAM

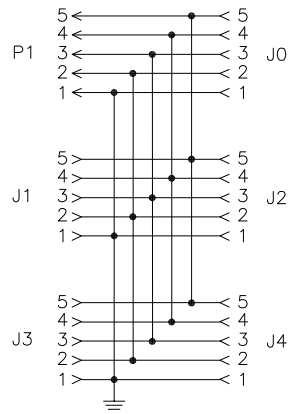

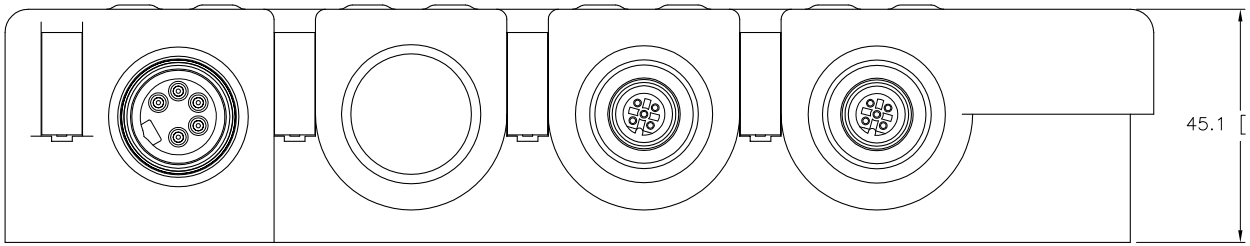

RELATED DOCUMENTS	3RD ANGLE PROJECTION	THIS DRAWING IS CONFIDENTIAL AND THE PROPERTY OF TURCK INC. USE OF THIS DOCUMENT WITHOUT WRITTEN PERMISSION IS PROHIBITED.	TURCK INC High Technology Sensors and Automation Controls	3000 CAMPUS DRIVE MINNEAPOLIS, MN 55441 1–800–544–7769 (763) 553–7300 (763) 553–0708 fax turck.com
1. 2. 3. 4.				
MATERIAL	ALL DIMENSIONS DISPLAYED ON THIS DRAWING ARE FOR REFERENCE ONLY CONTACT TURCK FOR MORE INFORMATION	DRFT RDS / DATE 03/13/02 APVD GC / SCALE 1=1.5 UNIT OF MEASUREMENT **MILLIMETER [INCH]** DO NOT SCALE THIS DRAWING	DESCRIPTION JTBS–57–E434	
FINISH			IDENTIFICATION NO. U7864–44	REV E
			FILE: U7864–44	SHEET 1 OF 1

REV	DESCRIPTION	BY	DATE	ECO NO.
E	UPDATE GROUND TERMINAL NOTE	KMY	10/26/11	36879

Approved 10/31/2011, work order #21719 by D.E.